


# #DIBS BY NEXTILLO

DAILY INFORMATION BULLETIN SERVICE

**JEJUNAL ATRESIA**





# #DIBSBYNEXTILLO

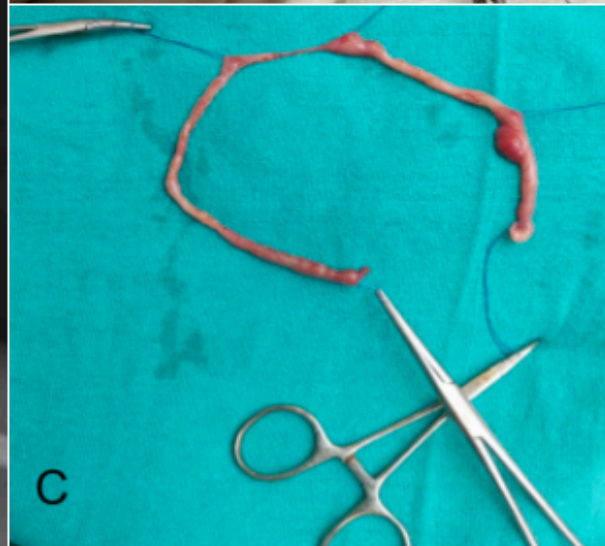
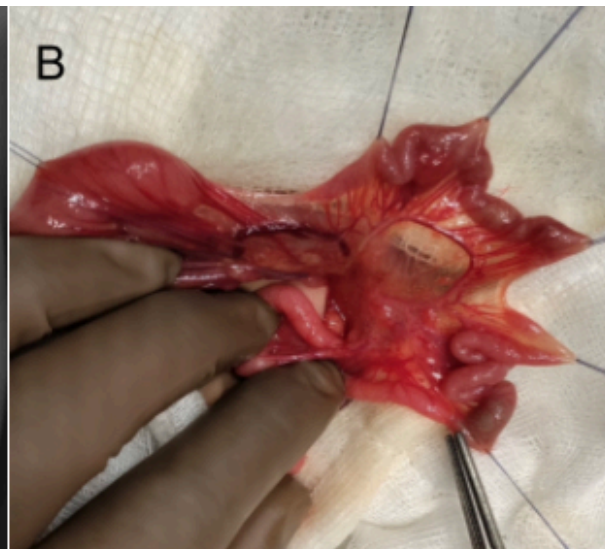
DAILY INFORMATION BULLETIN SERVICE

## JEJUNAL ATRESIA

*Jejunal atresia is a congenital condition characterized by the partial or complete obstruction of the jejunum. It involves the presence of a blockage or absence of a portion of the jejunum, disrupting the normal flow of contents through the intestine.*



# VISUAL REPRESENTATION





# JEJUNAL ATRESIA

## Symptoms:

- ***Newborns with jejunal atresia typically exhibit abdominal distension, vomiting, and failure to pass meconium.***

## Diagnosis:

- ***Prenatal ultrasound may reveal signs of jejunal atresia. After birth, diagnostic tests include X-ray which shows Triple Bubble Sign***

## Treatment:

- ***Surgical intervention is the primary treatment, aiming to remove the obstruction and reconnect the healthy portions of the jejunum.***



# MCQ

**Question: *How is duodenal atresia typically diagnosed in newborns?***

- A) Blood test***
- B) Prenatal ultrasound***
- C) Lumbar puncture***
- D) Magnetic resonance imaging (MRI)***

**Answer: *B) Prenatal ultrasound***